

RIFAMPIN- rifampin capsule Lupin Pharmaceuticals, Inc.

Rifampin Capsules USP

Rx only

To reduce the development of drug-resistant bacteria and maintain the effectiveness of rifampin capsules USP and other antibacterial drugs, rifampin should be used only to treat or prevent infections that are proven or strongly suspected to be caused by bacteria.

DESCRIPTION

Rifampin Capsules USP for oral administration contains 150 mg or 300 mg rifampin per capsule. The 150 mg and 300 mg capsules also contain, as inactive ingredients: corn starch, crospovidone, D & C Red no. 28, FD & C Blue no. 1, FD & C Red no. 40, gelatin, magnesium stearate, potassium hydroxide, pregelatinized starch, propylene glycol, shellac, sodium lauryl sulphate and titanium dioxide.

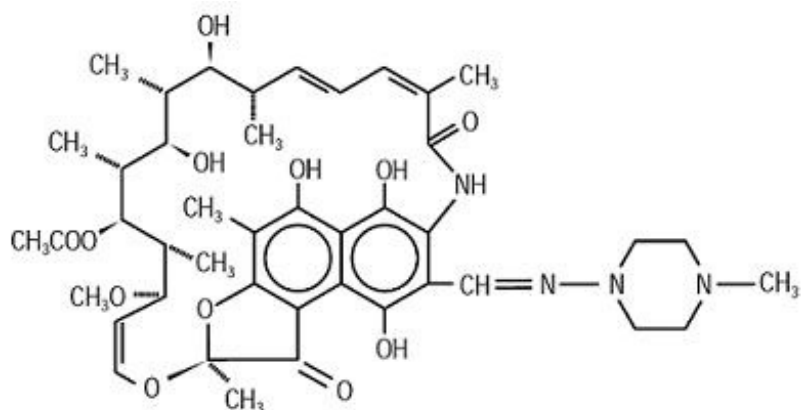
Rifampin is a semisynthetic antibiotic derivative of rifamycin SV. Rifampin is a red-brown crystalline powder very slightly soluble in water at neutral pH, freely soluble in chloroform, soluble in ethyl acetate and in methanol. Its molecular weight is 822.95 and its chemical formula is $C_{43}H_{58}N_4O_{12}$. The chemical name for rifampin is either:

3-[[[4-Methyl-1-piperazinyl]imino]methyl]rifamycin

or

5,6,9,17,19,21-hexahydroxy-23-methoxy-2,4,12,16,18,20,22-heptamethyl-8-[N-(4-methyl-1-piperazinyl)formimidoyl]-2,7-(epoxypentadeca[1,11,13]trienimino)naphtho[2,1-*b*]furan-1,11(2H)-dione 21-acetate.

Its structural formula is:



CLINICAL PHARMACOLOGY

Oral Administration

Rifampin is readily absorbed from the gastrointestinal tract. Peak serum concentrations in healthy adults and pediatric populations vary widely from individual to individual. Following a single 600 mg oral dose of rifampin in healthy adults, the peak serum concentration averages 7 mcg/mL but may vary from 4 to 32 mcg/mL. Absorption of rifampin is reduced by about 30% when the drug is ingested with food.

Rifampin is widely distributed throughout the body. It is present in effective concentrations in many organs and body fluids, including cerebrospinal fluid. Rifampin is about 80% protein bound. Most of the unbound fraction is not ionized and, therefore, diffuses freely into tissues.

In healthy adults, the mean biological half-life of rifampin in serum averages 3.35 ± 0.66 hours after a 600 mg oral dose, with increases up to 5.08 ± 2.45 hours reported after a 900 mg dose. With repeated administration, the half-life decreases and reaches average values of approximately 2 to 3 hours. The half-life does not differ in patients with renal failure at doses not exceeding 600 mg daily, and consequently, no dosage adjustment is required. The half-life of rifampin at a dose of 720 mg daily has not been established in patients with renal failure. Following a single 900 mg oral dose of rifampin in patients with varying degrees of renal insufficiency, the mean half-life increased from 3.6 hours in healthy adults to 5.0, 7.3, and 11.0 hours in patients with glomerular filtration rates of 30 to 50 mL/min, less than 30 mL/min, and in anuric patients, respectively. Refer to the **WARNINGS** section for information regarding patients with hepatic insufficiency.

After absorption, rifampin is rapidly eliminated in the bile, and an enterohepatic circulation ensues. During this process, rifampin undergoes progressive deacetylation so that nearly all the drug in the bile is in this form in about 6 hours. This metabolite has antibacterial activity. Intestinal reabsorption is reduced by deacetylation, and elimination is facilitated. Up to 30% of a dose is excreted in the urine, with about half of this being unchanged drug.

Pediatrics

Oral Administration

In one study, pediatric patients 6 to 58 months old were given rifampin suspended in simple syrup or as dry powder mixed with applesauce at a dose of 10 mg/kg body weight. Peak serum concentrations of 10.7 ± 3.7 and 11.5 ± 5.1 mcg/mL were obtained 1 hour after preprandial ingestion of the drug suspension and the applesauce mixture, respectively. After the administration of either preparation, the $t_{1/2}$ of rifampin averaged 2.9 hours. It should be noted that in other studies in pediatric populations, at doses of 10 mg/kg body weight, mean peak serum concentrations of 3.5 mcg/mL to 15 mcg/mL have been reported.

Microbiology

Mechanism of Action

Rifampin inhibits DNA-dependent RNA polymerase activity in susceptible *Mycobacterium tuberculosis* organisms. Specifically, it interacts with bacterial RNA polymerase but does not inhibit the mammalian enzyme.

Resistance

Organisms resistant to rifampin are likely to be resistant to other rifamycins.

In the treatment of both tuberculosis and the meningococcal carrier state (see INDICATIONS AND USAGE), the small number of resistant cells present within large populations of susceptible cells can rapidly become predominant. In addition, resistance to rifampin has been determined to occur as single-step mutations of the DNA-dependent RNA polymerase. Since resistance can emerge rapidly, appropriate susceptibility tests should be performed in the event of persistent positive cultures.

Activity *in vitro* and *in vivo*

Rifampin has bactericidal activity *in vitro* against slow and intermittently growing *M tuberculosis* organisms.

Rifampin has been shown to be active against most isolates of the following microorganisms, both *in vitro* and in clinical infections (see **INDICATIONS AND USAGE**).

Aerobic Gram-Negative Microorganisms:

Neisseria meningitidis

"Other" Microorganisms:

Mycobacterium tuberculosis

The following *in vitro* data are available, but their clinical significance is unknown.

At least 90% of the following bacteria exhibit an *in vitro* minimum inhibitory concentration (MIC) less than or equal to the susceptible breakpoint for rifampin against isolates of similar genus or organism group. However, the efficacy of rifampin in treating clinical infections caused by these bacteria has not been established in adequate and well-controlled clinical trials.

Aerobic Gram-Positive Microorganisms:

Staphylococcus aureus (including Methicillin-Resistant *S aureus*/MRSA)

Staphylococcus epidermidis

Aerobic Gram-Negative Microorganisms:

Haemophilus influenzae

"Other" Microorganisms:

Mycobacterium leprae

β -lactamase production should have no effect on rifampin activity.

Susceptibility Testing

For specific information regarding susceptibility test interpretive criteria and associated test methods and quality control standards recognized by FDA for this drug, please see: <https://www.fda.gov/STIC>.

INDICATIONS AND USAGE

In the treatment of both tuberculosis and the meningococcal carrier state, the small number of resistant cells present within large populations of susceptible cells can rapidly become the predominant type. Bacteriologic cultures should be obtained before the start of therapy to confirm the susceptibility of the organism to rifampin and they should be repeated throughout therapy to monitor the response to treatment. Since resistance can emerge rapidly, susceptibility tests should be performed in the event of persistent positive cultures during the course of treatment. If test results show resistance to rifampin and the patient is not responding to therapy, the drug regimen should be modified.

Tuberculosis

Rifampin is indicated in the treatment of all forms of tuberculosis.

A three-drug regimen consisting of rifampin, isoniazid, and pyrazinamide is recommended in the initial phase of short-course therapy which is usually continued for 2 months. The Advisory Council for the Elimination of Tuberculosis, the American Thoracic Society, and Centers for Disease Control and Prevention recommend that either streptomycin or ethambutol be added as a fourth drug in a regimen containing isoniazid (INH), rifampin, and pyrazinamide for initial treatment of tuberculosis unless the likelihood of INH resistance is very low. The need for a fourth drug should be reassessed when the results of susceptibility testing are known. If community rates of INH resistance are currently less than 4%, an initial treatment regimen with less than four drugs may be considered.

Following the initial phase, treatment should be continued with rifampin and isoniazid for at least 4 months. Treatment should be continued for longer if the patient is still sputum or culture positive, if resistant organisms are present, or if the patient is HIV positive.

Rifampin IV is indicated for the initial treatment and retreatment of tuberculosis when the drug cannot be taken by mouth.

Meningococcal Carriers

Rifampin is indicated for the treatment of asymptomatic carriers of *Neisseria meningitidis* to eliminate meningococci from the nasopharynx. **Rifampin is not indicated for the treatment of meningococcal infection because of the possibility of the rapid emergence of resistant organisms (See WARNINGS).**

Rifampin should not be used indiscriminately, and, therefore, diagnostic laboratory procedures, including serotyping and susceptibility testing, should be performed for establishment of the carrier state and the correct treatment. So that the usefulness of rifampin in the treatment of asymptomatic meningococcal carriers is preserved, the drug should be used only when the risk of meningococcal disease is high.

To reduce the development of drug-resistant bacteria and maintain the effectiveness of rifampin and other antibacterial drugs, rifampin should be used only to treat or prevent infections that are proven or strongly suspected to be caused by susceptible bacteria. When culture and susceptibility information are available, they should be considered in selecting or modifying antibacterial therapy. In the absence of such data, local epidemiology and susceptibility patterns may contribute to the empiric selection of therapy.

CONTRAINDICATIONS

Rifampin capsules are contraindicated in patients with a history of hypersensitivity to rifampin or any of the components, or to any of the rifamycins. (See **WARNINGS**).

Rifampin is contraindicated in patients who are also receiving ritonavir-boosted saquinavir due to an increased risk of severe hepatocellular toxicity. (See **PRECAUTIONS, Drug Interactions**).

Rifampin is contraindicated in patients who are also receiving atazanavir, darunavir, fosamprenavir, saquinavir, tipranavir, cabotegravir, fostemsavir and lenacapavir (see prescribing information for SUNLENCA) due to the potential of rifampin to substantially decrease plasma concentrations of these antiviral drugs, which may result in decreased antiviral efficacy and/or development of viral resistance. (See **PRECAUTIONS, Drug Interactions**).

Rifampin is contraindicated in patients receiving praziquantel since therapeutically effective blood levels of praziquantel may not be achieved. In patients receiving rifampin who need immediate treatment with praziquantel alternative agents should be considered. However, if treatment with praziquantel is necessary, rifampin should be discontinued 4 weeks before administration of praziquantel. Treatment with rifampin can then be restarted one day after completion of praziquantel treatment.

Rifampin is contraindicated in patients receiving lurasidone. Concomitant use of lurasidone with strong CYP3A4 inducers (e.g., rifampin) decreased the exposure of lurasidone compared to the use of lurasidone alone. (See **PRECAUTIONS, Drug Interactions**).

WARNINGS

Hepatotoxicity of hepatocellular, cholestatic, and mixed patterns has been reported in patients treated with rifampin. Severity ranged from asymptomatic elevations in liver enzymes, isolated jaundice/hyperbilirubinemia, symptomatic self-limited hepatitis to fulminant liver failure and death. Severe hepatic dysfunction including fatalities were reported in patients with liver disease and in patients taking rifampin with other hepatotoxic agents.

Monitor for symptoms and clinical/laboratory signs of liver injury, especially if treatment is prolonged or given with other hepatotoxic drugs. Patients with impaired liver function should be given rifampin only in cases of necessity and then under strict medical supervision. In these patients, careful monitoring of liver function should be done prior to therapy and then every 2 to 4 weeks during therapy. If signs of hepatic damage occur or worsen, discontinue rifampin. Rifampin has enzyme-inducing properties, including induction of delta amino levulinic acid synthetase. Isolated reports have associated porphyria exacerbation with rifampin administration.

The possibility of rapid emergence of resistant meningococci restricts the use of rifampin capsules to short-term treatment of the asymptomatic carrier state. **Rifampin capsules are not to be used for the treatment of meningococcal disease.**

Systemic hypersensitivity reactions were reported with rifampin capsules administration. Signs and symptoms of hypersensitivity reactions may include fever, rash, urticaria,

angioedema, hypotension, acute bronchospasm, conjunctivitis, thrombocytopenia, neutropenia, elevated liver transaminases or flu-like syndrome (weakness, fatigue, muscle pain, nausea, vomiting, headache, chills, aches, itching, sweats, dizziness, shortness of breath, chest pain, cough, syncope, palpitations). Manifestations of hypersensitivity, such as fever, lymphadenopathy or laboratory abnormalities (including eosinophilia, liver abnormalities) may be present even though rash is not evident. Monitor patients receiving rifampin capsules for signs and/or symptoms of hypersensitivity reactions. If these signs or symptoms occur, discontinue rifampin capsules and administer supportive measures.

Cases of severe cutaneous adverse reactions (SCAR) such as Stevens-Johnson syndrome (SJS), toxic epidermal necrolysis (TEN), acute generalized exanthematous pustulosis (AGEP), and drug reaction with eosinophilia and systemic symptoms (DRESS) syndrome have been reported with rifampin. If symptoms or signs of severe cutaneous adverse reactions develop, discontinue rifampin capsules immediately and institute appropriate therapy.

Rifampin may cause vitamin K-dependent coagulation disorders and bleeding (see **ADVERSE REACTIONS**). Monitor coagulation tests during rifampin treatment (prothrombin time and other coagulation tests) in patients at risk of vitamin K deficiency (such as those with chronic liver disease, poor nutritional status, on prolonged antibacterial drugs or anticoagulants). Consider discontinuation of rifampin capsules if abnormal coagulation tests and/or bleeding occur. Supplemental vitamin K administration should be considered when appropriate.

Pulmonary toxicity manifested as interstitial lung disease (including, but not limited to, pneumonitis, hypersensitivity pneumonitis, eosinophilic pneumonia, pulmonary infiltrates, and organizing pneumonia) has been reported with rifampin treatment. Pulmonary toxicity could be fatal. If symptoms or signs of severe pulmonary toxicity (including respiratory failure, pulmonary fibrosis, and acute respiratory distress syndrome) develop, discontinue rifampin capsules immediately and initiate appropriate treatment.

Postmarketing reports suggest that concomitant administration of high doses of cefazolin and rifampin may prolong the prothrombin time, leading to severe vitamin K-dependent coagulation disorders that may be life-threatening or fatal. Avoid concomitant use of cefazolin and rifampin in patients at increased risk for bleeding. If no alternative treatment options are available, closely monitor prothrombin time and other coagulation tests, and administer vitamin K as indicated.

Postmarketing cases of paradoxical drug reaction (recurrence or appearance of new symptoms, physical and radiological signs in a patient who had previously shown improvement with appropriate antimycobacterial treatment, in the absence of disease relapse, poor treatment compliance, drug resistance, side effects of treatment, or secondary infection/diagnosis) have been reported with Rifampin capsules (see **ADVERSE REACTIONS**). Paradoxical drug reactions are often transient and should not be misinterpreted as failure to respond to treatment. If worsening of symptoms or signs occurs during antimycobacterial treatment, consider paradoxical drug reaction in the differential diagnosis, monitor, or treat accordingly.

Cases of thrombotic microangiopathy (TMA), including thrombotic thrombocytopenic purpura and hemolytic uremia syndrome, some fatal, have been reported with rifampin. Discontinue Rifampin if clinical symptoms and laboratory findings consistent with TMA occur. The findings of unexplained thrombocytopenia and anemia should prompt further

evaluation and consideration of the diagnosis of TMA.

PRECAUTIONS

General

Rifampin capsules should be used with caution in patients with a history of diabetes mellitus, as diabetes management may be more difficult.

Prescribing rifampin in the absence of a proven or strongly suspected bacterial infection or a prophylactic indication is unlikely to provide benefit to the patient and increases the risk of the development of drug-resistant bacteria.

For the treatment of tuberculosis, rifampin is usually administered on a daily basis. Doses of rifampin greater than 600 mg given once or twice weekly have resulted in a higher incidence of adverse reactions, including the "flu syndrome" (fever, chills, and malaise), hematopoietic reactions (leukopenia, thrombocytopenia, or acute hemolytic anemia), cutaneous, gastrointestinal, and hepatic reactions, shortness of breath, shock, anaphylaxis, and renal failure. Recent studies indicate that regimens using twice-weekly doses of rifampin 600 mg plus isoniazid 15 mg/kg are much better tolerated.

Rifampin is not recommended for intermittent therapy; the patient should be cautioned against intentional or accidental interruption of the daily dosage regimen since rare renal hypersensitivity reactions have been reported when therapy was resumed in such cases.

Rifampin has enzyme induction properties that can enhance the metabolism of endogenous substrates including adrenal hormones, thyroid hormones, and vitamin D. Rifampin and isoniazid have been reported to alter vitamin D metabolism. In some cases, reduced levels of circulating 25-hydroxy vitamin D and 1,25-dihydroxy vitamin D have been accompanied by reduced serum calcium and phosphate, and elevated parathyroid hormone.

Information for Patients

Patients should be counseled that antibacterial drugs including rifampin should only be used to treat bacterial infections. They do not treat viral infections (e.g., the common cold). When rifampin is prescribed to treat a bacterial infection, patients should be told that although it is common to feel better early in the course of therapy, the medication should be taken exactly as directed. Skipping doses or not completing the full course of therapy may (1) decrease the effectiveness of the immediate treatment and (2) increase the likelihood that bacteria will develop resistance and will not be treatable by rifampin or other antibacterial drugs in the future.

The patient should be told that rifampin may produce a discoloration (yellow, orange, red, brown) of the teeth, urine, sweat, sputum, and tears, and the patient should be forewarned of this. Soft contact lenses may be permanently stained.

Rifampin is a well characterized and potent inducer of drug metabolizing enzymes and transporters and might therefore decrease or increase concomitant drug exposure and impact safety and efficacy (see **DRUG INTERACTIONS**). Therefore, patients should be advised not to take any other medication without medical advice.

The patient should be advised that the reliability of oral or other systemic hormonal contraceptives may be affected; consideration should be given to using alternative contraceptive measures.

Patients should be instructed to take rifampin either 1 hour before or 2 hours after a meal with a full glass of water.

Patients should be instructed to notify their physician immediately if they experience any of the following: rash with fever or blisters, with or without peeling skin, itching, or swollen lymph nodes, loss of appetite, malaise, nausea, vomiting, abdominal pain, darkened urine, yellowish discoloration of the skin and eyes, light-colored bowel movements, fever, headache, fatigue, myalgias, cough, shortness of breath, chest pain, wheezing and pain or swelling of the joints.

Patients should be advised to seek medical advice immediately if their symptoms of mycobacterial disease, including, but not limited to, cough, fever, tiredness, shortness of breath, malaise, headache, pain, night sweats, swollen lymph nodes, loss of appetite, weight loss, weakness, skin ulcers or lesions, worsen (see **ADVERSE REACTIONS**).

Advise patients to abstain from alcohol, hepatotoxic medications or herbal products while taking rifampin.

Compliance with the full course of therapy must be emphasized, and the importance of not missing any doses must be stressed.

Laboratory Tests

Adults treated for tuberculosis with rifampin should have baseline measurements of hepatic enzymes, bilirubin, serum creatinine, a complete blood count, and a platelet count (or estimate). Baseline tests are unnecessary in pediatric patients unless a complicating condition is known or clinically suspected.

Patients should be seen at least monthly during therapy and should be specifically questioned concerning symptoms associated with adverse reactions. All patients with abnormalities should have follow-up, including laboratory testing, if necessary. Routine laboratory monitoring for toxicity in people with normal baseline measurements is generally not necessary.

Drug Interactions

Pharmacodynamic Interactions

Healthy subjects who received rifampin 600 mg once daily concomitantly with saquinavir 1000 mg/ritonavir 100 mg twice daily (ritonavir-boosted saquinavir) developed severe hepatocellular toxicity. Therefore, concomitant use of these medications is contraindicated. (See **CONTRAINDICATIONS**.)

When rifampin is given concomitantly with other hepatotoxic medications such as halothane or isoniazid, the potential for hepatotoxicity is increased. The concomitant use of rifampin and halothane should be avoided. Patients receiving both rifampin and isoniazid should be monitored closely for hepatotoxicity.

Effect of rifampin on other drugs

Induction of Drug Metabolizing Enzymes and Transporters

Drug metabolizing enzymes and transporters affected by rifampin include cytochromes P450 (CYP) 1A2, 2B6, 2C8, 2C9, 2C19, and 3A4, UDP-glucuronyltransferases (UGT), sulfotransferases, carboxylesterases, and transporters including P-glycoprotein (P-gp) and multidrug resistance-associated protein 2 (MRP2). Most drugs are substrates for one or more of these enzyme or transporter pathways and these pathways may be induced by rifampin simultaneously. Therefore, rifampin may increase the metabolism and decrease the activity of certain coadministered drugs or increase the activity of a coadministered pro-drug (where metabolic activation is required) and has the potential to perpetuate clinically important drug-drug interactions against many drugs and across many drug classes (Table 1).

Table 1 summarizes the effect of rifampin on other drugs or drug classes. Adjust dosages of concomitant drugs based on approved drug labeling and if applicable, therapeutic drug monitoring, unless otherwise specified.

Table 1: Drug Interactions with Rifampin that Affect Concomitant Drug Concentrations*

Drug or Drug Class and Prevention or Management	Clinical Effect
Antiretrovirals	
<i>Prevention or Management:</i> Concomitant use is contraindicated (see CONTRAINDICATIONS)	
Atazanavir	Decrease AUC by 72%
Darunavir [†]	Substantial decrease in exposure, which may result in loss of therapeutic effect and development of resistance.
Tipranavir	
Fosamprenavir [‡]	Decrease AUC by 82%
Saquinavir	Decrease AUC by 70% Coadministration may result in severe hepatocellular toxicity
Cabotegravir	Decrease AUC by 59%
Fostemsavir	Decrease AUC by 82%
Lenacapavir (SUNLENCA) [⌘]	Decrease AUC by 84%
Antiretrovirals	
<i>Prevention or Management:</i> Avoid concomitant use	
Zidovudine	Decrease AUC by 47%
Indinavir	Decrease AUC by 92%
Efavirenz	Decrease AUC by 26 %
Antiretrovirals	
<i>Prevention or Management:</i> Dose adjustment is indicated	
Lenacapavir (YEZTUGO) [⊖] Refer to the YEZTUGO prescribing information for YEZTUGO dose adjustment.	Decrease AUC by 84%
Cortisol Receptor Blocker	
Mifepristone	

<i>Prevention or Management: Avoid concomitant use</i>	Decrease exposure
Hepatitis C Antiviral	
<i>Prevention or Management: Avoid concomitant use</i>	
Daclatasvir	Decrease AUC by 79%
Simeprevir	Decrease AUC by 48%
Sofosbuvir [†]	Decrease AUC by 72% Coadministration of sofosbuvir with rifampin, may decrease sofosbuvir plasma concentrations, leading to reduced therapeutic effect of sofosbuvir.
Telaprevir	Decrease AUC by 92%
Systemic Hormonal Contraceptives	
<i>Prevention or Management: Advise patients to change to non-hormonal methods of birth control during rifampin therapy</i>	
Estrogens	Decrease exposure
Progestins	
Anticonvulsants	
Phenytoin [§]	Decrease exposure [§]
Antiarrhythmics	
Disopyramide	Decrease exposure
Mexiletine	Decrease exposure
Quinidine	Decrease exposure
Propafenone	Decrease AUC by 50% to 67%
Tocainide	Decrease exposure
Antiestrogens	
Tamoxifen	Decrease AUC by 86%
Toremifene	Decrease steady state concentrations of toremifene in serum
Antithrombotic Agents	
Clopidogrel <i>Prevention or Management:</i> Concomitant use of clopidogrel and rifampin should be discouraged	Increase active metabolite exposure and risk of bleeding
Ticagrelor <i>Prevention or Management: Avoid use</i>	Decrease exposure
Antipsychotics	
Haloperidol	Decrease plasma concentrations by 70%
Lurasidone <i>Prevention or Management :</i> Concomitant use is contraindicated (See CONTRAINDICATIONS)	Decrease exposure
Oral Anticoagulants	
<i>Prevention or Management: Perform prothrombin time daily or as</i>	

frequently as necessary to establish and maintain the required dose of anticoagulant	
Warfarin	Decrease exposure
Antifungals	
Fluconazole	Decrease AUC by 23%
Itraconazole <i>Prevention or Management:</i> Not recommended 2 weeks before and during itraconazole treatment	Decrease exposure
Ketoconazole	Decrease exposure
Caspofungin <i>Prevention or Management:</i> Refer to the caspofungin prescribing information for caspofungin dose adjustment.	Decrease exposure
Beta-blockers	
Metoprolol	Decrease exposure
Propranolol	Decrease exposure
Benzodiazepines	
Diazepam ^{*,¶}	Decrease exposure
Benzodiazepine-related drugs	
Zopiclone	Decrease AUC by 82%
Zolpidem	Decrease AUC by 73%
Calcium Channel Blockers[¶]	
Diltiazem	Decrease exposure
Nifedipine [#]	Decrease exposure
Verapamil	Decrease exposure
Corticosteroids^P	
Prednisolone	Decrease exposure
Cardiac Glycosides	
Digoxin <i>Prevention or Management:</i> Measure serum digoxin concentrations before initiating rifampin. Continue monitoring and increase digoxin dose by approximately 20% to 40% as necessary.	Decrease exposure
Digitoxin	Decrease exposure
Fluoroquinolones	
Pefloxacin ^β	Decrease exposure
Moxifloxacin ^{*,§}	Decrease exposure
Oral Hypoglycemic Agents (e.g. sulfonylureas)	
Glyburide	Decrease exposure Rifampin may worsen glucose control of glyburide
Glipizide	Decrease exposure
Immunosuppressive Agents	

Cyclosporine	Decrease exposure
Tacrolimus <i>Prevention or Management:</i> Monitoring of whole blood concentrations and appropriate dosage adjustments of tacrolimus are recommended when rifampin and tacrolimus are used concomitantly.	Decrease AUC by 56%
Narcotic Analgesics	
Oxycodone	Decrease AUC by 86%
Morphine	Decrease exposure
Progestin Antagonist	
Mifepristone <i>Prevention or Management:</i> Refer to the post-treatment assessment in the mifepristone prescribing information to verify that treatment has been successful.	Decrease exposure
Selective 5-HT3 Receptor Antagonists	
Ondansetron	Decrease exposure
Statins Metabolized by CYP3A4	
Simvastatin	Decrease exposure
Thiazolidinediones	
Rosiglitazone	Decrease AUC by 66%
Tricyclic Antidepressants	
Nortriptyline ^A	Decrease exposure
Other Drugs	
Enalapril	Decrease active metabolite exposure
Chloramphenicol ^E	Decrease exposure
Clarithromycin	Decrease exposure
Dapsone	Rifampin has been shown to increase the clearance of dapsone and, accordingly, decrease dapsone exposure. Rifampin has also been shown to increase the production of the hydroxylamine metabolite of dapsone which could increase the risk of methemoglobinemia
Doxycycline ^D	Decrease exposure
Irinotecan ^Ø <i>Prevention or Management :</i> Avoid the use of rifampin, strong CYP3A4 inducer, if possible. Substitute non-enzyme inducing therapies at least 2 weeks prior to initiation of irinotecan therapy	Decrease irinotecan and active metabolite exposure
Levothyroxine	Decrease exposure

Losartan	Parent	Decrease AUC by 30%
	Active metabolite (E3174)	Decrease AUC by 40%.
Methadone	In patients well-stabilized on methadone, concomitant administration of rifampin resulted in a marked reduction in serum methadone levels and a concurrent appearance of withdrawal symptoms.	
Praziquantel <i>Prevention or Management:</i> Concomitant use is contraindicated (See CONTRAINDICATIONS)	Decrease plasma praziquantel concentrations to undetectable levels.	
Quinine <i>Prevention or Management:</i> Avoid concomitant use	Decrease AUC by 75% to 85%	
Telithromycin	Decrease AUC by 86%	
Theophylline	Decrease exposure by 20% to 40%	

* Administered with rifampin 600 mg daily, unless otherwise specified

† Rifampin dosage used concomitantly with the drug(s) is not specified in the proposed package insert.

‡ Administered with rifampin 300 mg daily

§ Administered with rifampin 450 mg daily

¶ Administered with rifampin 1200 mg daily

Rifampin 1200 mg administered as a single oral dose 8 hours before administering a single oral dose of nifedipine 10 mg

^p Numerous cases in the literature describe a decrease in glucocorticoid effect when used concomitantly with rifampin. The literature contains reports of acute adrenal crisis or adrenal insufficiency induced by the combination of rifampin-isoniazid-ethambutol or rifampin-isoniazid in patients with Addison's disease

^B Administered with rifampin 900 mg daily

^A A tuberculosis treatment regimen including rifampin (600 mg/day) isoniazid (300 mg/day), pyrazinamide (500 mg 3× per day), and pyridoxine (25 mg) was associated with higher than expected doses of nortriptyline were required to obtain a therapeutic drug level. Following the discontinuation of rifampin, the patient became drowsy and the serum nortriptyline levels rose precipitously (3-fold) into the toxic range.

^È Concomitant use with rifampin in 2 children

^D Administered with rifampin (10 mg/kg daily)

^Ø Administered with an antibiotic regimen including rifampin (450 mg/day), isoniazid (300 mg/day), and streptomycin (0.5 g/day) IM

[⌘] Indicated for the treatment of human immunodeficiency virus-1 (HIV-1) infection

[∅] Indicated for HIV-1 pre-exposure prophylaxis (PrEP)

AUC = area under the time-concentration curve

Effect of other drugs on rifampin

Concomitant antacid administration may reduce the absorption of rifampin. Daily doses of rifampin should be given at least 1 hour before the ingestion of antacids.

Concomitant use with probenecid and cotrimoxazole increases the concentration of rifampin which may increase the risk of rifampin toxicities. Monitor for adverse reactions associated with rifampin during coadministration.

Other Interactions

Atovaquone: Concomitant use of rifampin with atovaquone decrease concentrations of atovaquone and increase concentrations of rifampin which may increase the risk of rifampin toxicities. Coadministration of rifampin with atovaquone is not recommended.

Drug/Laboratory Interactions

Cross-reactivity and false-positive urine screening tests for opiates have been reported in patients receiving rifampin when using the KIMS (Kinetic Interaction of Microparticles in Solution) method (e.g., Abuscreen OnLine opiates assay; Roche Diagnostic Systems). Confirmatory tests, such as gas chromatography/mass spectrometry, will distinguish rifampin from opiates.

Therapeutic levels of rifampin have been shown to inhibit standard microbiological assays for serum folate and vitamin B₁₂. Thus, alternate assay methods should be considered. Transient abnormalities in liver function tests (e.g., elevation in serum bilirubin, alkaline phosphatase, and serum transaminases) and reduced biliary excretion of contrast media used for visualization of the gallbladder have also been observed. Therefore, these tests should be performed before the morning dose of rifampin.

Carcinogenesis, Mutagenesis, Impairment of Fertility

A few cases of accelerated growth of lung carcinoma have been reported in humans, but a causal relationship with the drug has not been established. Hepatomas were increased in female (C3Hf/DP) mice dosed for 60 weeks with rifampin followed by an observation period of 46 weeks, at 20 to 120 mg/kg (equivalent to 0.1 to 0.5 times the maximum dosage used clinically, based on body surface area comparisons). There was no evidence of tumorigenicity in male C3Hf/DP mice or in similar studies in BALB/c mice, or in two year studies in Wistar rats.

Data from published literature report that rifampin shows mutagenic potential in the Ames test and is considered to be aneugenic as well as clastogenic *in vivo* in mice after oral administration. Increased frequency of chromosomal aberrations was observed *in vitro* in lymphocytes obtained from patients treated with combinations of rifampin, isoniazid, and pyrazinamide and combinations of streptomycin, rifampin, isoniazid, and pyrazinamide. The clinical relevance of the nonclinical and *in vitro* findings is unclear as there is insufficient evidence of carcinogenicity, mutagenicity or impairment of fertility in humans after decades of use of rifampin.

Pregnancy-Teratogenic Effects

There are no adequate and well-controlled studies of rifampin in pregnant women. Rifampin has been reported to cross the placental barrier and appear in cord blood. While available studies cannot definitively establish the absence of risk, published data over decades of use have not established an association with rifampin during pregnancy and major birth defects or miscarriage.

Rifampin has been shown to be teratogenic in rodents. Congenital malformations,

primarily spina bifida, were increased in the offspring of pregnant rats given rifampin during organogenesis at oral doses of 150 to 250 mg/kg/day (about 1 to 2 times the maximum recommended human dose based on body surface area comparisons). Cleft palate was increased in a dose-dependent fashion in fetuses of pregnant mice treated at oral doses of 50 to 200 mg/kg (about 0.2 to 0.8 times the maximum recommended human dose based on body surface area comparisons). Imperfect osteogenesis and embryotoxicity were also reported in pregnant rabbits given rifampin at oral doses up to 200 mg/kg/day (about 3 times the maximum recommended human dose based on body surface area comparisons). The clinical relevance of the nonclinical data is uncertain.

Despite the animal findings, it would appear that the possibility of fetal harm is remote, if the drug is used during pregnancy. Nevertheless, because the studies in humans cannot rule out the possibility of harm, rifampin should be used during pregnancy only if the potential benefit outweighs the potential risk to the fetus.

Pregnancy-Non-Teratogenic Effects

When administered during the last few weeks of pregnancy, rifampin can cause postnatal hemorrhages in the mother and infant for which treatment with vitamin K may be indicated.

Nursing Mothers

Because of the potential for tumorigenicity shown for rifampin in animal studies, a decision should be made whether to discontinue nursing or discontinue the drug, taking into account the importance of the drug to the mother.

Pediatric Use

See **CLINICAL PHARMACOLOGY-Pediatrics** ; see also **DOSAGE AND ADMINISTRATION** .

Geriatric Use

Clinical studies of rifampin did not include sufficient numbers of subjects aged 65 and over to determine whether they respond differently from younger subjects. Other reported clinical experience has not identified differences in responses between the elderly and younger patients. Caution should therefore be observed in using rifampin in elderly patients. (See **WARNINGS**).

ADVERSE REACTIONS

The following adverse reactions associated with the use of rifampin were identified in clinical studies or postmarketing reports. Because some of these reactions were reported voluntarily from a population of uncertain size, it is not always possible to reliably estimate their frequency or establish a causal relationship to drug exposure.

Gastrointestinal

Heartburn, epigastric distress, anorexia, nausea, vomiting, jaundice, flatulence, cramps, and diarrhea have been noted in some patients. Although *Clostridium difficile* has been shown *in vitro* to be sensitive to rifampin, pseudomembranous colitis has been reported

with the use of rifampin (and other broad-spectrum antibiotics). Therefore, it is important to consider this diagnosis in patients who develop diarrhea in association with antibiotic use. Tooth discoloration (which may be permanent) may occur.

Hepatic

Hepatotoxicity including transient abnormalities in liver function tests (e.g., elevations in serum bilirubin, alkaline phosphatase, serum transaminases, gamma-glutamyl transferase), hepatitis, a shock-like syndrome with hepatic involvement and abnormal liver function tests, and cholestasis have been reported. (see **WARNINGS**).

Hematologic

Cases of thrombotic microangiopathy, including thrombotic thrombocytopenic purpura and hemolytic uremic syndrome, have been reported (see **WARNINGS**).

Thrombocytopenia has occurred primarily with high dose intermittent therapy, but has also been noted after resumption of interrupted treatment. It rarely occurs during well-supervised daily therapy. This effect is reversible if the drug is discontinued as soon as purpura occurs. Cerebral hemorrhage and fatalities have been reported when rifampin administration has been continued or resumed after the appearance of purpura.

Rare reports of disseminated intravascular coagulation have been observed.

Leukopenia, hemolytic anemia, decreased hemoglobin, bleeding, and vitamin K-dependent coagulation disorders (abnormal prolongation of prothrombin time or low vitamin K-dependent coagulation factors) have been observed.

Agranulocytosis has been reported very rarely.

Central Nervous System

Headache, fever, drowsiness, fatigue, ataxia, dizziness, inability to concentrate, mental confusion, behavioral changes, muscular weakness, pains in extremities, and generalized numbness have been observed.

Psychoses have been rarely reported.

Rare reports of myopathy have also been observed.

Ocular

Visual disturbances have been observed.

Endocrine

Menstrual disturbances have been observed.

Rare reports of adrenal insufficiency in patients with compromised adrenal function have been observed.

Renal

Elevations in BUN and serum uric acid have been reported. Rarely, hemolysis, hemoglobinuria, hematuria, interstitial nephritis, acute tubular necrosis, renal insufficiency, and acute renal failure have been noted. These are generally considered to

be hypersensitivity reactions. They usually occur during intermittent therapy or when treatment is resumed following intentional or accidental interruption of a daily dosage regimen, and are reversible when rifampin is discontinued and appropriate therapy instituted.

Dermatologic

Cutaneous reactions are mild and self-limiting and do not appear to be hypersensitivity reactions. Typically, they consist of flushing and itching with or without a rash. More serious cutaneous reactions which may be due to hypersensitivity occur but are uncommon.

Hypersensitivity Reactions

Occasionally, pruritus, urticaria, rash, pemphigoid reaction, erythema multiforme, acute generalized exanthematous pustulosis, Stevens-Johnson syndrome, toxic epidermal necrolysis, drug reaction with eosinophilia and systemic symptoms syndrome (see **WARNINGS**), vasculitis, eosinophilia, sore mouth, sore tongue, and conjunctivitis have been observed.

Anaphylaxis has been reported rarely.

Respiratory, Thoracic and Mediastinal Disorders

Pulmonary toxicity (including, but not limited to, interstitial lung disease, pneumonitis, hypersensitivity pneumonitis, eosinophilic pneumonia, pulmonary infiltrates, organizing pneumonia, respiratory failure, pulmonary fibrosis, and acute respiratory distress syndrome) has been observed (see **WARNINGS**).

Miscellaneous

Paradoxical drug reaction has been reported with Rifampin (see **WARNINGS**).

Edema of the face and extremities has been reported. Other reactions which have occurred with intermittent dosage regimens include "flu syndrome" (such as episodes of fever, chills, headache, dizziness, and bone pain), shortness of breath, wheezing, decrease in blood pressure and shock. The "flu syndrome" may also appear if rifampin is taken irregularly by the patient or if daily administration is resumed after a drug-free interval.

OVERDOSAGE

Signs and Symptoms

Nausea, vomiting, abdominal pain, pruritus, headache, and increasing lethargy will probably occur within a short time after ingestion; unconsciousness may occur when there is severe hepatic disease. Transient increases in liver enzymes and/or bilirubin may occur. Brownish-red or orange discoloration of the skin, urine, sweat, saliva, tears, and feces will occur, and its intensity is proportional to the amount ingested.

Liver enlargement, possibly with tenderness, can develop within a few hours after severe overdosage; bilirubin levels may increase and jaundice may develop rapidly. Hepatic involvement may be more marked in patients with prior impairment of hepatic

function. Other physical findings remain essentially normal. A direct effect upon the hematopoietic system, electrolyte levels, or acid-base balance is unlikely.

Facial or periorbital edema has also been reported in pediatric patients. Hypotension, sinus tachycardia, ventricular arrhythmias, seizures, and cardiac arrest were reported in some fatal cases.

Acute Toxicity

The minimum acute lethal or toxic dose is not well established. However, nonfatal acute overdoses in adults have been reported with doses ranging from 9 to 12 gm rifampin. Fatal acute overdoses in adults have been reported with doses ranging from 14 to 60 gm. Alcohol or a history of alcohol abuse was involved in some of the fatal and nonfatal reports. Nonfatal overdoses in pediatric patients ages 1 to 4 years old of 100 mg/kg for one to two doses has been reported.

Treatment

Intensive support measures should be instituted and individual symptoms treated as they arise. The airway should be secured and adequate respiratory exchange established. Since nausea and vomiting are likely to be present, gastric lavage within the first 2 to 3 hours after ingestion is probably preferable to induction of emesis. Following evacuation of the gastric contents, the instillation of activated charcoal slurry into the stomach may help absorb any remaining drug from the gastrointestinal tract. Antiemetic medication may be required to control severe nausea and vomiting.

Active diuresis (with measured intake and output) will help promote excretion of the drug.

For severe cases, extracorporeal hemodialysis may be required. If this is not available, peritoneal dialysis can be used along with forced diuresis.

DOSAGE AND ADMINISTRATION

Rifampin can be administered by the oral route (see **INDICATIONS AND USAGE**). See **CLINICAL PHARMACOLOGY** for dosing information in patients with renal failure.

Tuberculosis

Adults

10 mg/kg, in a single daily administration, not to exceed 600 mg/day, oral

Pediatric Patients

10 to 20 mg/kg, not to exceed 600 mg/day, oral

It is recommended that oral rifampin be administered once daily, either 1 hour before or 2 hours after a meal with a full glass of water.

Rifampin is indicated in the treatment of all forms of tuberculosis. A three-drug regimen consisting of rifampin, isoniazid, and pyrazinamide is recommended in the initial phase of short-course therapy which is usually continued for 2 months. The Advisory Council for the Elimination of Tuberculosis, the American Thoracic Society, and the Centers for Disease Control and Prevention recommend that either streptomycin or ethambutol be

added as a fourth drug in a regimen containing isoniazid (INH), rifampin, and pyrazinamide for initial treatment of tuberculosis unless the likelihood of INH resistance is very low. The need for a fourth drug should be reassessed when the results of susceptibility testing are known. If community rates of INH resistance are currently less than 4%, an initial treatment regimen with less than four drugs may be considered.

Following the initial phase, treatment should be continued with rifampin and isoniazid for at least 4 months. Treatment should be continued for longer if the patient is still sputum or culture positive, if resistant organisms are present, or if the patient is HIV positive.

Meningococcal Carriers

Adults: For adults, it is recommended that 600 mg rifampin be administered twice daily for two days.

Pediatric Patients: Pediatric patients 1 month of age or older: 10 mg/kg (not to exceed 600 mg per dose) every 12 hours for two days.

Pediatric patients under 1 month of age: 5 mg/kg every 12 hours for two days.

Preparation of Extemporaneous Oral Suspension

For pediatric and adult patients in whom capsule swallowing is difficult or where lower doses are needed, a liquid suspension may be prepared as follows:

Rifampin 1% w/v suspension (10 mg/mL) can be compounded using one of four syrups—Simple Syrup (Syrup NF), Simple Syrup (Humco Laboratories), SyrPalta[®]+Syrup (Emerson Laboratories), or Raspberry Syrup (Humco Laboratories).

1. Empty the contents of four rifampin capsules 300 mg or eight rifampin capsules 150 mg onto a piece of weighing paper.
2. If necessary, gently crush the capsule contents with a spatula to produce a fine powder.
3. Transfer the rifampin powder blend to a 4-ounce amber glass or plastic (high density polyethylene [HDPE], polypropylene, or polycarbonate) prescription bottle.
4. Rinse the paper and spatula with 20 mL of one of the above-mentioned syrups, and add the rinse to the bottle. Shake vigorously.
5. Add 100 mL of syrup to the bottle and shake vigorously.

This compounding procedure results in a 1% w/v suspension containing 10 mg rifampin/mL. Stability studies indicate that the suspension is stable when stored at room temperature ($25 \pm 3^{\circ}\text{C}$) or in a refrigerator (2 to 8°C) for four weeks. This extemporaneously prepared suspension must be shaken well prior to administration.

HOW SUPPLIED

Rifampin Capsules USP, 150 mg are size '2' capsules having dark red cap, imprinted with "LU" in white ink and light red body, imprinted with "E01" in white ink, containing reddish brown powder.

Bottles of 30 (NDC 68180-658-06)

Rifampin Capsules USP, 300 mg are size '1' capsules having dark red cap, imprinted with "LU" in white ink and light red body, imprinted with "E02" in white ink, containing reddish brown powder.

Bottles of 30 (NDC 68180-659-06)

Bottles of 60 (NDC 68180-659-07)

Storage

Store at 25°C (77°F); excursions permitted to 15 to 30°C (59 to 86°F) [see USP Controlled Room Temperature]. Keep tightly closed. Store in a dry place. Avoid excessive heat.

+ Syrpalta® is a registered trademark of Emerson Laboratories.



LUPIN and the  are registered trademarks of Lupin Pharmaceuticals, Inc.

Manufactured for:

Lupin Pharmaceuticals, Inc.

Naples, FL 34108

United States

Manufactured by:

Lupin Limited

Chhatrapati Sambhajinagar 431 210

INDIA.

Revised: December 2025
282671

ID#:

PRINCIPAL DISPLAY PANEL

RIFAMPIN CAPSULES USP

150 mg

Rx Only

30 CAPSULES

NDC 68180-658-06

NDC 68180-658-06

Rifampin Capsules USP

150 mg

Each capsule contains rifampin USP 150 mg.

Rx only

LUPIN® 30 Capsules

DOSAGE AND ADMINISTRATION:
See accompanying prescribing information.

WARNING: Keep this and all drugs out of the reach of children.

Pharmacist: Dispense in a light-resistant, tight container with a child-resistant closure.

Keep tightly closed. Store in a dry place. Avoid excessive heat. Protect from light.


Store at 25°C (77°F); excursions permitted to 15 to 30°C (59 to 86°F) [see USP Controlled Room Temperature].

50 x 20 mm

Manufactured for:
Lupin Pharmaceuticals, Inc.
Naples, FL 34108
United States

Product of India

Manufactured by:
Lupin Limited
Chhatrapati Sambhajnagar 431 210 INDIA
Code No. MH/DRUGS/499



281388

RIFAMPIN CAPSULES USP

300 mg

Rx Only

30 CAPSULES

NDC 68180-659-06

NDC 68180-659-06

Rifampin Capsules USP

300 mg

Each capsule contains rifampin USP 300 mg.

Rx only

LUPIN® 30 Capsules

DOSAGE AND ADMINISTRATION:
See accompanying prescribing information.

WARNING: Keep this and all drugs out of the reach of children.

Pharmacist: Dispense in a light-resistant, tight container with a child-resistant closure.

Keep tightly closed. Store in a dry place. Avoid excessive heat. Protect from light.


Store at 25°C (77°F); excursions permitted to 15 to 30°C (59 to 86°F) [see USP Controlled Room Temperature].

50 x 20 mm

Manufactured for:
Lupin Pharmaceuticals, Inc.
Naples, FL 34108
United States

Product of India

Manufactured by:
Lupin Limited
Chhatrapati Sambhajnagar 431 210 INDIA
Code No. MH/DRUGS/499



281389

RIFAMPIN

rifampin capsule

Product Information

Product Type	HUMAN PRESCRIPTION DRUG	Item Code (Source)	NDC:68180-658
Route of Administration	ORAL		

Active Ingredient/Active Moiety

Ingredient Name	Basis of Strength	Strength
RIFAMPIN (UNII: VJT6J7R4TR) (RIFAMPIN - UNII:VJT6J7R4TR)	RIFAMPIN	150 mg

Inactive Ingredients

Ingredient Name	Strength
CROSPROVIDONE (120 .MU.M) (UNII: 68401960MK)	
D&C RED NO. 28 (UNII: 767IPOY5NH)	
FD&C BLUE NO. 1 (UNII: H3R47K3TBD)	
FD&C RED NO. 40 (UNII: WZB9127XOA)	
GELATIN (UNII: 2G86QN327L)	
MAGNESIUM STEARATE (UNII: 70097M6I30)	
POTASSIUM HYDROXIDE (UNII: WZH3C48M4T)	
PROPYLENE GLYCOL (UNII: 6DC9Q167V3)	
SHELLAC (UNII: 46N107B71O)	
SODIUM LAURYL SULFATE (UNII: 368GB5141J)	
STARCH, CORN (UNII: O8232NY3SJ)	
TITANIUM DIOXIDE (UNII: 15FIX9V2JP)	

Product Characteristics

Color	RED (dark red cap and light red body)	Score	no score
Shape	CAPSULE	Size	18mm
Flavor		Imprint Code	LU;E01
Contains			

Packaging

#	Item Code	Package Description	Marketing Start Date	Marketing End Date
1	NDC:68180-658-06	30 in 1 BOTTLE; Type 0: Not a Combination Product	01/08/2014	
2	NDC:68180-658-01	60 in 1 BOTTLE; Type 0: Not a Combination Product	01/08/2014	08/31/2015

Marketing Information

Marketing Category	Application Number or Monograph Citation	Marketing Start Date	Marketing End Date
ANDA	ANDA090034	01/08/2014	

RIFAMPIN

rifampin capsule

Product Information

Product Type	HUMAN PRESCRIPTION DRUG	Item Code (Source)	NDC:68180-659
Route of Administration	ORAL		

Active Ingredient/Active Moiety

Ingredient Name	Basis of Strength	Strength
RIFAMPIN (UNII: VJT6J7R4TR) (RIFAMPIN - UNII:VJT6J7R4TR)	RIFAMPIN	300 mg

Inactive Ingredients

Ingredient Name	Strength
CROSPVIDONE (120 .MU.M) (UNII: 68401960MK)	
D&C RED NO. 28 (UNII: 767IP0Y5NH)	
FD&C BLUE NO. 1 (UNII: H3R47K3TBD)	
FD&C RED NO. 40 (UNII: WZB9127XOA)	
GELATIN (UNII: 2G86QN327L)	
MAGNESIUM STEARATE (UNII: 70097M6I30)	
POTASSIUM HYDROXIDE (UNII: WZH3C48M4T)	
PROPYLENE GLYCOL (UNII: 6DC9Q167V3)	
SHELLAC (UNII: 46N107B71O)	
SODIUM LAURYL SULFATE (UNII: 368GB5141J)	
STARCH, CORN (UNII: O8232NY3SJ)	
TITANIUM DIOXIDE (UNII: 15FIX9V2JP)	

Product Characteristics

Color	RED (dark red cap and light red body)	Score	no score
Shape	CAPSULE	Size	19mm
Flavor		Imprint Code	LU;E02
Contains			

Packaging

#	Item Code	Package Description	Marketing Start Date	Marketing End Date
1	NDC:68180-659-06	30 in 1 BOTTLE; Type 0: Not a Combination Product	01/08/2014	
2	NDC:68180-659-07	60 in 1 BOTTLE; Type 0: Not a Combination Product	01/08/2014	
3	NDC:68180-659-01	100 in 1 BOTTLE; Type 0: Not a Combination Product	01/08/2014	09/30/2015

Marketing Information

Marketing Category	Application Number or Monograph Citation	Marketing Start Date	Marketing End Date
ANDA	ANDA090034	01/08/2014	

Labeler - Lupin Pharmaceuticals, Inc. (089153071)

Registrant - LUPIN LIMITED (675923163)

Establishment

Name	Address	ID/FEI	Business Operations
LUPIN LIMITED		862272739	MANUFACTURE(68180-658, 68180-659) , PACK(68180-658, 68180-659)

Revised: 12/2025

Lupin Pharmaceuticals, Inc.